

Distributors of equipment
manufactured by
MARLO
INCORPORATED®

MR Series



PACKAGED WATER SOFTENERS



Triple System - Skid Mounted, Prepped and Prewired (Option Shown)

Quality Products for Quality Water



SYSTEM DESIGN

MARLO "MR" water softeners utilize a system of integrated components selected for optimum performance and reliability. Ease of field service and availability of parts are also important criteria in the selection of components.

◆ High Capacity Resin

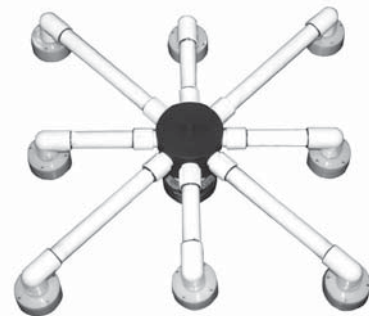
MARLO high capacity resin is of uniform bead size possessing high exchange capacity and low pressure loss combined with excellent stability over a wide range of operating conditions.

◆ Regeneration Module

Individually sized cast iron diaphragm valves arranged in a galvanized steel piping module according to the flow pattern of each mode of regeneration to ensure reliable and efficient operation. Flexibility of design is possible without the use of auxiliary service valves associated with multiport control valves. Automatic by-pass during regeneration is provided on single units.

◆ Regeneration Control

The regeneration modes are automatically controlled by a staging pilot coupled to a time clock. The staging pilot can be supplied with hydraulic or pneumatic pressure for flexibility of operation. Pushbutton start and means for manual operation are provided as standard.



APPLICATION DATA

◆ Pressure Range

30 psi minimum pressure required to ensure proper brining. 100 psi maximum pressure with standard units. Equipment available for higher pressures.

◆ Temperature

Standard equipment is suitable for water up to 120° F. Custom fitted equipment is available for higher temperatures and special applications.

◆ Electrical

110 volt, 60 hertz, 1 phase AC power is standard. MARLO controls are available for other electric requirements. Electrical enclosures are NEMA 12 rated as standard. Other NEMA ratings are available on request.

RESIN TANK

Standard Construction

The resin tank is fabricated of heavy gauge carbon steel and electrically welded. Tank supports are fabricated of structural steel with anchor pads. A 4" x 6" handhole access opening is provided in the upper tank head for tank 20" to 30" diameter and a 11" x 15" manway is provided for tank 36" to 42" diameter. All tanks are equipped with a 4" x 6" handhole in the lower tank sidshell.

Linings/Exterior Finish Coatings

The standard tank interior lining is an NSF approved, cold-set epoxy coating applied at a 10-12 mil DFT to a sandblasted surface. The standard tank exterior finish is a self-priming epoxy based paint in Safety Blue color and applied at a 4-6 mil DFT to a sandblasted surface. Alternative tank lining and finish paint systems are available upon request.

ASME Code Option

The resin tank is available fabricated in accordance with ASME code, certified, and stamped with standard pressure rating 100 psi working pressure - 150 psi test, with other pressure ratings available.

UNDERDRAIN

The MARLO hub-radial distribution system ensures utilization of the entire bed area during all flow rates and also minimizes channeling during periods of low flow.

The hub-radial design features non-clogging strainers arranged in a radial network. The strainers are molded from polypropylene and the radial pipes are fabricated from heavy duty PVC pipe. This construction provides the ultimate in corrosion resistance and long trouble-free service. The system uses a single layer of fine washed gravel to avoid intrusion of resin fines and eliminate wasted capacity in the bottom area of the resin bed.

Upper Distributor

An inlet baffle type distributor is provided to properly distribute the inlet water and collect the backwash water.

... DESIGNED FOR PERFORMANCE

OPTIONS

◆ Water Meters

A water meter increases the efficiency of operation where demand is variable. Often times capital costs can be reduced by installing smaller multiple tank meter controlled softeners capable of regenerating several times daily.

MF Series

- Electromechanical meter with dial volume indicator.
- Operates 1 to 3 softeners in single, alternating or parallel configurations.
- Utilizes full diameter brass turbine meter from 1" to 3". The 2" meter is also available in a more economical thermoplastic material.
- E. T. electronic digital display register is also available as an option.

MX Series

- Electronic programmable controller with digital volume remaining, flow rate, totalizer and regeneration cycle indicators.
- Operates 1 to 3 softeners in single, alternating, parallel or additive flow configurations.
- Utilizes insertion type paddlewheel flow sensors from 1" through 3".



DIAPHRAGM VALVES

The diaphragm valves used are of the "Y" pattern design allowing for higher flow rates at lower pressure drops. The valves use a guided stem design and are operated hydraulically with the system water pressure, or pneumatically with plant air pressure.

Backwash Controller

An automatic flow controller maintains the proper backwash flow rate over wide variations in operating pressure, utilizing a variable orifice concept requiring no field adjustments.

Timer/Stager

The timer uses a calendar clock for flexibility in regeneration scheduling, with a means for manual initiation as standard.

A motor driven multiport stager is coupled with the timer to automatically control each step of the regeneration cycle. The stager can be manually operated in the event of electrical power failure. The sequence timer is adjustable to allow for variations in operation conditions.



◆ Alternative Piping & Valve Material

Softener piping and control valves are available in several alternative materials of construction such as Sch 80 PVC, copper, and stainless steel for more corrosion resistance and compatibility with the users existing piping system.

◆ Skid Mount Option

Resin tanks mounted on a common structural steel base. Prewired with single power connections. Piped interconnecting piping supplied with inlet, outlet and drain single point customer connections.



BRINE MAKER

MARLO's dry salt storage system allows maximum salt storage using a high salt platform for minimum water contact minimizing salt bridging. The system in essence effects two tanks in one with the lower compartment for saturated brine storage and the upper for dry salt storage. Brine maker tanks are constructed of rigid polyethylene with cover of the same material, and contain a separate well for housing the brine valve. The brine maker allows salt to be added at any time without brine overflow and waste.

Injector

A PVC pressure compensating hydraulic injector is used to convey brine to the softener at the correct brine rate and concentration.

◆ Alternator

To provide one or more units in service with one or more units in a standby mode. This assures a constant supply of soft water without interruption.

◆ Alternative Exchange Resin

The standard cation resin can be substituted for a variety of different types including 10% cross-linked resin for high chlorine and higher temperature applications and higher efficiency resins for increased flow rates or lower hardness leakage.



BRINE VALVE

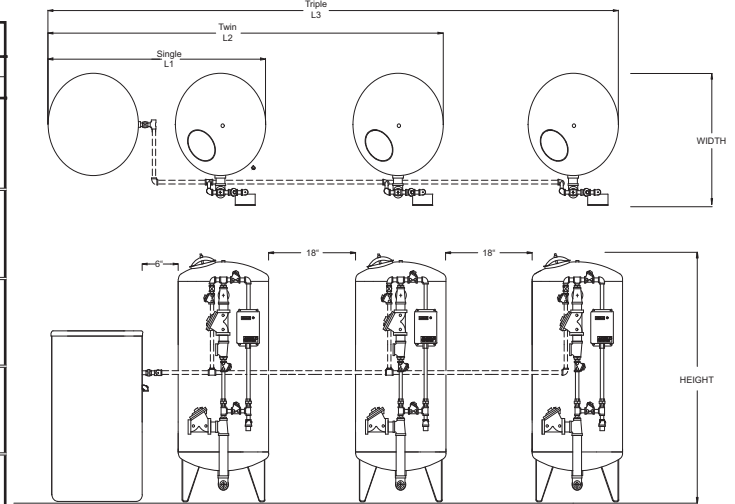
Precise volumetric control of both refill and brine draw is provided by a single float operated brine valve. An integral air check assures positive brine shutoff. On site adjustment of salt dosage without disassembly of the brine maker is easily accomplished by adding or deleting brine valve riser pipe segments.

SPECIFICATIONS MR SERIES


CATALOG NUMBER	EXCHANGE CAPACITY/(Grains) SALT DOSAGE/(Pounds) SALT USAGE/(Pounds)Ⓢ		FLOW RATES			PIPE SIZE		RESIN	TANK SIZES		SALT STORAGE	REG'N Per Salt Refill @ 5		
			SERVICE		BACKWASH	SERVICE	DRAIN		SOFTENER	BRINE Ⓢ		LBS	Max.	Min.
			CONT. GPMⓈ	PEAK GPMⓈ										
MAX.	MIN.													
MR-150-1	150,000/	100,000/	32	42	10	1	1	5	20 x 54	24 x 50	700	9	23	
MR-150-1-1/4	75/	30/	43	57		1-1/4	1							
MR-150-1-1/2	75	30	55	78		1-1/2	1							
MR-150-2			69	97		2	1							
MR-210-1-1/4	210,000/	140,000/	41	57	15	1-1/4	1	7	24 x 54	24 x 50	600	5	14	
MR-210-1-1/2	105/	42/	64	86		1-1/2	1							
MR-210-2	105	42	80	110		2	1							
MR-210-2-1/2			115	160		2-1/2	1							
MR-300-1-1/2	300,000/	200,000/	68	92	20	1-1/2	1	10	30 x 54	24 x 60	600	4	10	
MR-300-2	150/	60/	92	125		2	1							
MR-300-2-1/2	150	60	140	190		2-1/2	1							
MR-300-3			165	230		3	1							
MR-450-1-1/2	450,000/	300,000/	63	90	20	1-1/2	1	15	30 x 60	30 x 60	1000	4	11	
MR-450-2	225/	90/	82	115		2	1							
MR-450-2-1/2	225	90	120	170		2-1/2	1							
MR-450-3			140	190		3	1							
MR-600-1-1/2	600,000/	400,000/	72	94	30	1-1/2	1-1/2	20	36 x 60	39 x 60	1900	6	15	
MR-600-2	300/	120/	110	125		2	1-1/2							
MR-600-2-1/2	300	120	140	190		2-1/2	1-1/2							
MR-600-3			175	250		3	1-1/2							
MR-750-2	750,000	500,000/	90	116	30	2	1-1/2	25	36 x 72	39 x 60	1700	4	11	
MR-750-2-1/2	375/	150/	140	190		2-1/2	1-1/2							
MR-750-3	375	150	160	230		3	1-1/2							
MR-900-2	900,000	600,000/	105	133	45	2	2	30	42 x 60	42 x 60	1900	4	10	
MR-900-2-1/2	450/	180/	150	218		2-1/2	2							
MR-900-3	375	180	188	279		3	2							
MR-1050-2	1,050,000/	700,000/	95	124	45	2	2	35	42 x 72	50 x 60	2300	4	10	
MR-1050-2-1/2	525/	210/	145	210		2-1/2	2							
MR-1050-3	525	210	173	259		3	2							

DIMENSIONS

CATALOG NUMBER	HEIGHTⓈ	WIDTH	LENGTHⓈ		
			SINGLE/L1	TWIN/L2	TRIPLE/L3
MR-150-1	6'-0"	2'-5"	4'-2"	7'-4"	10'-6"
MR-150-1-1/4		2'-6"			
MR-150-1-1/2		2'-6"			
MR-150-2		2'-10"			
MR-210-1-1/4	6'-1"	2'-8"	4'-6"	8'-0"	11'-6"
MR-210-1-1/2		2'-8"			
MR-210-2		3'-0"			
MR-210-2-1/2		3'-1"			
MR-300-1-1/2	6'-4"	3'-2"	5'-0"	9'-0"	13'-0"
MR-300-2		3'-6"			
MR-300-2-1/2		3'-7"			
MR-300-3		3'-8"			
MR-450-1-1/2	6'-10"	3'-2"	5'-6"	9'-6"	13'-6"
MR-450-2		3'-6"			
MR-450-2-1/2		3'-7"			
MR-450-3		3'-8"			
MR-600-1-1/2	7'-5"	3'-8"	6'-9"	11'-3"	15'-9"
MR-600-2		4'-0"			
MR-600-2-1/2		4'-1"			
MR-600-3		4'-2"			
MR-750-2	8'-5"	4'-0"	6'-9"	11'-3"	15'-9"
MR-750-2-1/2		4'-1"			
MR-750-3		4'-2"			
MR-900-2	7'-10"	4'-6"	7'-6"	12'-6"	18'-2"
MR-900-2-1/2		4'-7"			
MR-900-3		4'-8"			
MR-1050-2	8'-10"	4'-6"	8'-2"	13'-2"	18'-2"
MR-1050-2-1/2		4'-7"			
MR-1050-3		4'-8"			



- Ⓢ Salt Dosage – the total quantity of salt required per regeneration to achieve the published Exchange Capacity.
- Ⓢ Salt Usage – the quantity of new salt required to obtain the published Salt Dosage.
- Ⓢ @ Max. – provides 2,000 Grains removal per pound of salt used.
- Ⓢ @ Min. – provides 3,330 Grains removal per pound of salt used.
- Both Salt Dosage and Salt Usage values are equal for MHC series softeners not equipped with Salt Recycler System. Adding the SRS option will reduce the salt usage amount by 25%.
- Ⓢ At pressure loss not exceeding 15 psi.
- Ⓢ At pressure loss not exceeding 25 psi.
- Ⓢ When less than 4 hours is expected between regenerations of a twin softener, two brine tanks are required. Overall length to increase by brine tank diameter.
- Ⓢ Includes one Salt Dosage as liquid brine.
- Ⓢ Allow a minimum of 24 inches above softener tank for loading. ASME tanks will add 10" to height.



5356 Hillside Avenue
Indianapolis, IN 46220
P: +1 888-56-Water (569-2837)
F: +1 317-255-4727
info@nancrede.com
www.nancrede.com